

MODULE OF SKILL LABORATORY PRACTICE

BLOCK : DISASTER RELIEVE MEDICINE
TOPIC : VISUM ET REPERTUM

I. GENERAL OBJECTIVE

After finishing skill practice of visum et repertum, the student will be able to make a visum et repertum correctively

II. SPECIFIC OBJECTIVES

At the end of skill practices, the student will be able to:

1. Mention the terms, completeness, part of SK VER (Justitia, introduction, preaching, summary, conclusion, cover).
2. Prepare and write down the introduction, preaching, summary, conclusion, and closing, according to the Multiple Cause of Damage (MCO Damage) format based on the principle of proximus morbus approach.

III. SYLLABUS DESCRIPTION

Sub Module Objective

After finishing skill practice, student will be able to perform the makin of visum et repertum

Expected Competencies

- a. Students perform mention the terms, completeness, part of SK VER
- b. Students perform write down the introduction, preaching, summary, conclusion, and closing, according to the Multiple Cause of Damage (MCO Damage) format based on the principle of proximus morbus approach.

Methods

- a. Coaching and discussion
- b. Self practices

Laboratory Facilities

- a. Skills Laboratory
- b. Clinical Instructors
- c. Student Learning guide
- d. Instructor guide
- e. References
- f. Equipment

Venue

Training room (Skills Laboratory)

Evaluation

Evaluation using a check list with an OSCE exam

IV. Equipment arrangement

All equipment required for this topic include :

- a. Multimedia equipment
- b. Clinic for Forensic and Medicolegal Clinic training study of FK Unisba
- c. Format of Certificate of Visum et Repertum
- d. Stationery writing

V. LEARNING GUIDE

No	Check List Et Repertum Visum Exercise On Death / Death Victims	Rubrik		
		0	1	2
1	Say Bismillah			
2	Introduce yourself (smile, greetings)			
3	Anamnesis: ask what is the reason the patient came			
	Check all necessary administration and equipment: <ul style="list-style-type: none"> - Letter of request for external examination (SPV) to the patient - Sketch the body of the examination results - Stationary - Results of previous inspection data (in the form of photos, etc.) 			
4	<i>Informed consent</i> (verbally and in writing)			
5	Complete letter of request for external examination (SPV) on visa report (police request number, victim's name, age, case registration number, examiner name, inspection date, inspection time)			
6	Do the examination of the general state and vital signs of the patient			
7	Physical examination is systematically head to toe			
8	Do the inspection and documentation of evidence (torn clothes, blood vessels, etc.)			
9	Wound documentation before and after cleaning by photography: <ul style="list-style-type: none"> - Whole body: contains documentation of the presence / absence of damage - Regional: contains documentation of the presence / absence of damage to surrounding tissue - Close up: contains damage documentation 			
10	Write down in the wound description report which includes:			
	- Type of wound or injuries			
	- Number of wound or injuries			
	- Location (anatomically)			
	- Assess the size of the wound (length, width, depth)			
	Wound characteristics: <ul style="list-style-type: none"> • Wound boundary: Shape, border, pointed or blunt wound tip • Wide, deep, and wounded • The area around the wound border: bruises, blood clots, soot, tattoage, etc. 			
11	Do the further examination if necessary			
12	Take care and treatment if necessary			

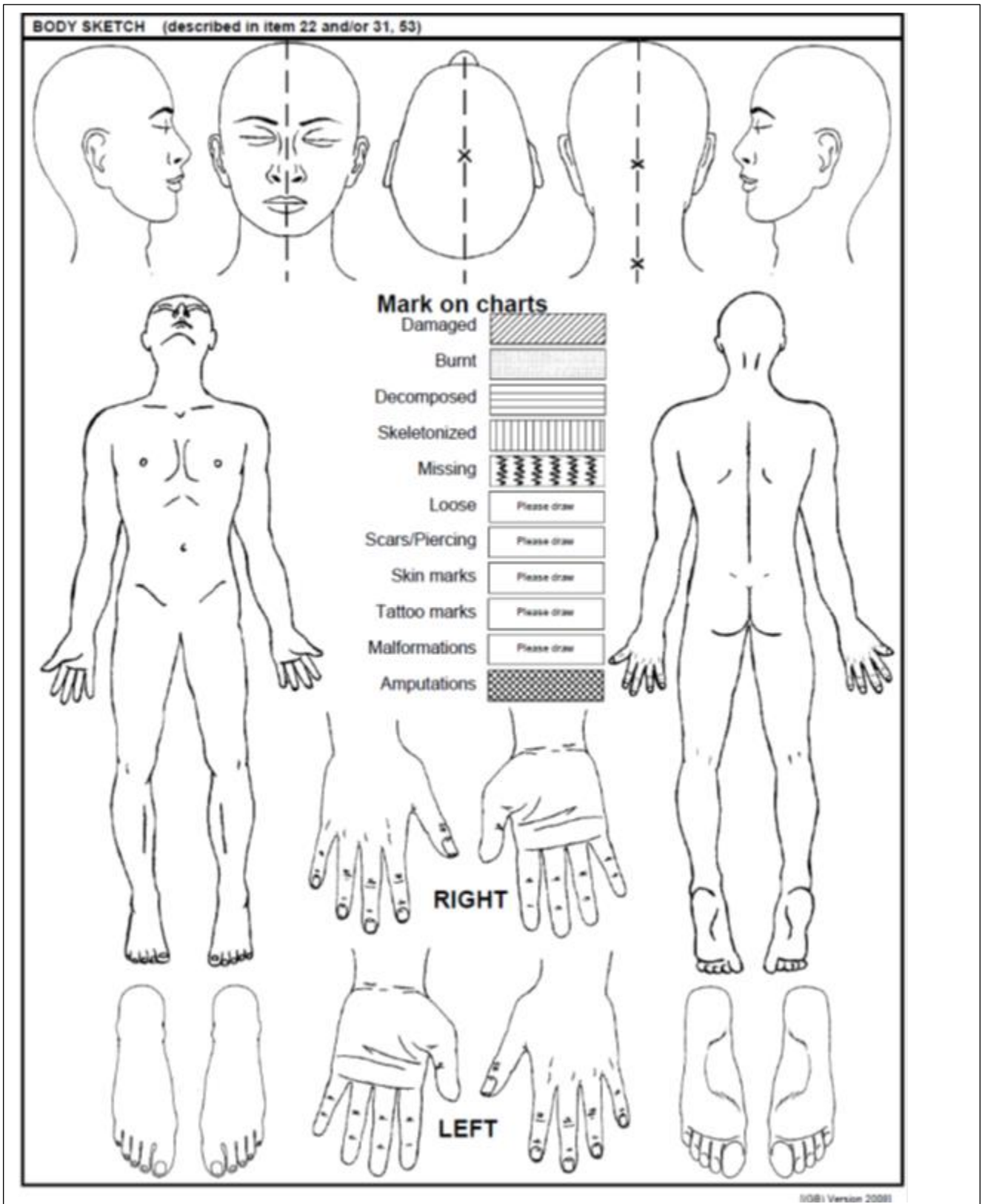
13	Pro Justisia dan opening/introduction			
14	The examination result			
15	Conclusion and ending			
16	Say Hamdallah			

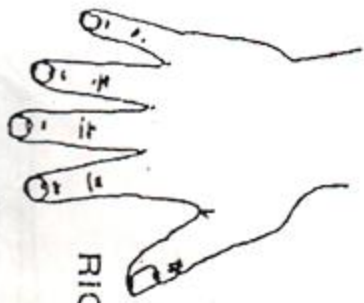
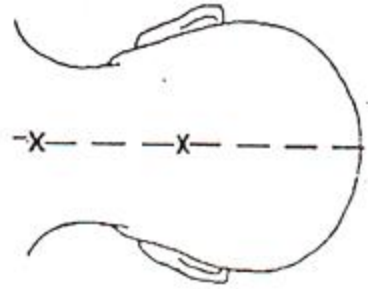
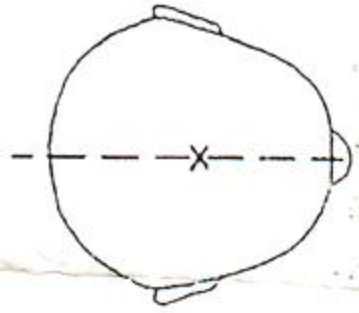
Information:

- 0: not done
- 1: done, but not complete / perfect
- 2: done perfectly

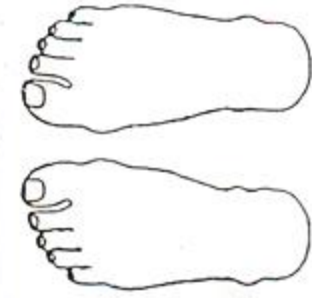
FK UNISBA

Sketsa Tubuh



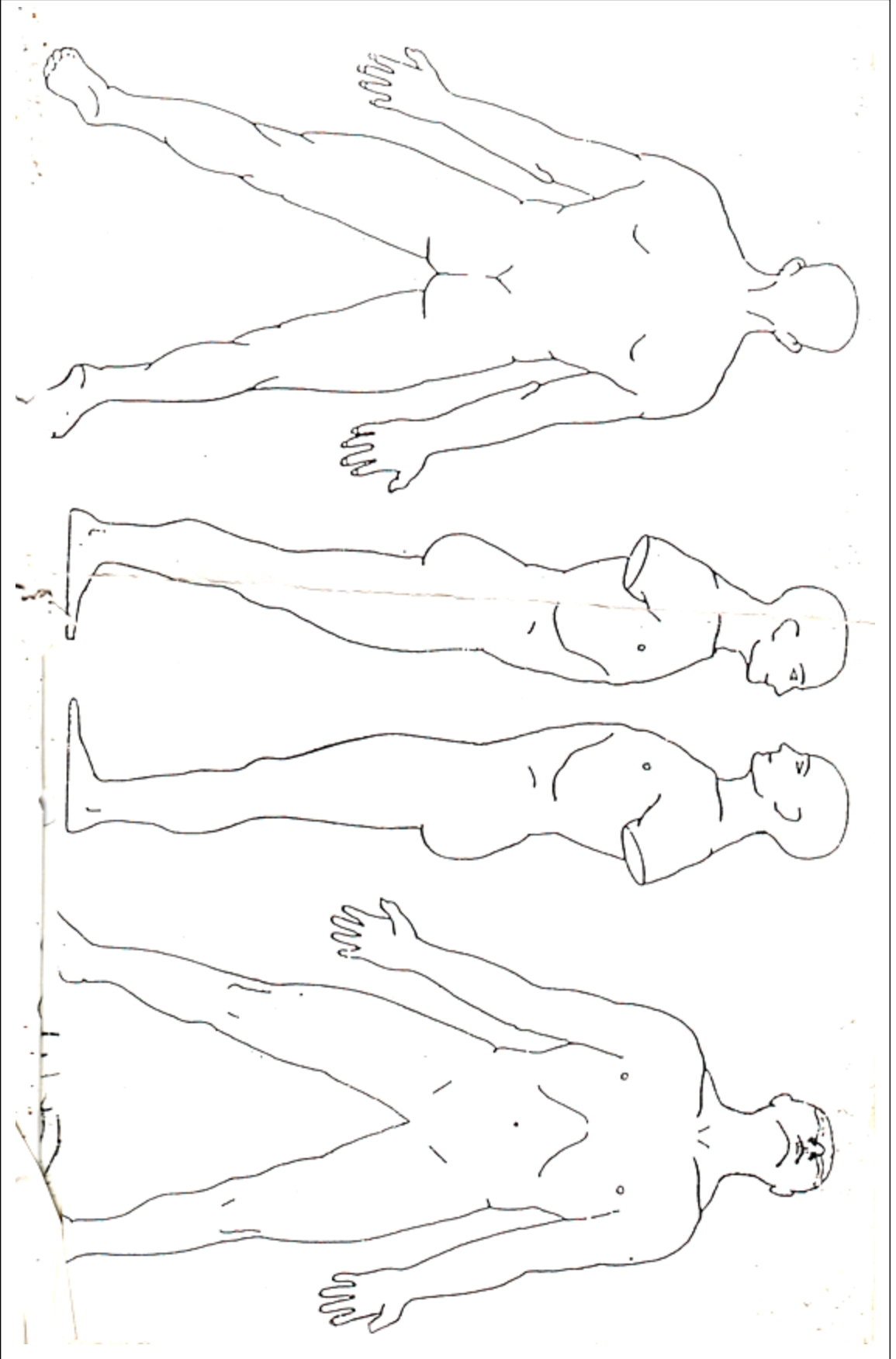


RIGHT




LEFT





LAMPIRAN 9: CONTOH SURAT PERMINTAAN VISUM (SPV)


**KEPOLISIAN DAERAH SULAWESI SELATAN
RESOR KOTA BESAR MAKASSAR
SEKTOR PANAKKUKANG
JL. Pengayoman No.19 MAKASSAR**

(I.c) Institusi yang mengeluarkan SPV

Tempat & tanggal pembuatan SPV

Nomor : A/43/IV/2017/Reskrim (I.a) Nomor SPV
Lampiran :
Perihal : Permintaan Visum et Repertum (Luka) Makassar, 26 April 2017

Institusi (RS) tujuan SPV

Kepada
Yth. KA RSP Universitas Hasanuddin
di Makassar

1. Dasar :

a. Pasal 133 ayat (1) KUHP
b. Laporan Polisi No: LP/327/IV/2017/Sek.Panakukkang tanggal 25 April 2017.

2. Bersama ini diserahkan satu barang bukti hidup dengan identitas sebagai berikut:

Nama : Taufiq Ismail
Umur : 23 tahun
Jenis Kelamin : Laki-laki
Agama : Islam
Pekerjaan : Pegawai swasta
Alamat : Jl. Racing Center Blok D No.13 Kec. Panakukkang Kota Makassar


(II.b) Identitas pasien


3. Orang tersebut di atas mengalami luka di pipi kiri akibat terjatuh dari motor di Jl. Urip Sumoharjo Kec. Panakukkang kota Makassar. pada hari Selasa tanggal 25 April 2017 sekitar jam 21.30 WITA.

4. Mohon diadakan pemeriksaan medis/pengobatan/perawatan atas orang tersebut serta dibuatkan Visum et Repertum.

(II.d) Pemeriksaan/tindakan yang diminta

(I.c) Penyidik yang menandatangani SPV

**AN. KAPOLSEK PANAKKUKANG
BA SPK "II"**

INDRA ARIEF
BRIGPOL, NRP. 85060001

Diterima oleh:
Nama : Theresia Sasmito, S.Ked
Jabatan : dokter muda IRD
Tanggal : 26 April 2017, pukul 05.30 WITA
Tanda tangan : 

Penerimaan SPV dari penyidik oleh petugas institusi tujuan (RS)

No. Reg. Kasus: 157/VRH/KFM-UH/IV/2017 Nomor registrasi kasus di RS (No. SK VER)

VI. CRITERIA OF PERSONAL PERFORMANCE EVALUATION

SCALE	PERFORMANCE ACHIEVEMENT	COMMENT
1	If students are doing the task that only fill less than 35% of whole items for each step precisely	LOW
2	If student are doing the task that only fill 35% - 60% from whole items for each step precisely	MILD
3	If student are doing the task that only fill 60% - 78% from whole items for each step precisely	MODERATE
4	If student are doing the task that fill at least 80% from whole items for each step precisely	EXCELLENT

REFERENCE

1. DiMaio VJ, DiMaio D. Forensic Pathology. 2nd ed. (Geberth VJ, ed.). Boca Raton: CRC Press LLC; 2001.
2. Dolinak D, Matshes EW, Lew EO. Forensic Pathology: Principles and Practice. London: Elsevier Academic Press; 2005.
3. Keputusan Menteri Kesehatan RI No. 290 Tahun 2008 tentang Persetujuan Tindakan Kedokteran.
4. Kitab Undang-Undang Hukum Pidana RI.
5. Kitab Undang-Undang Hukum Acara Pidana RI.
6. Konsil Kedokteran Indonesia. 2012. Kode Etik Kedokteran Indonesia.
7. Peraturan Menteri Kesehatan RI No. 36 Tahun 2012 tentang Rahasia Kedokteran.
8. Peraturan Menteri Kesehatan RI No. 269 Tahun 2008 tentang Rekam Medis.
9. Saukko P, Knight B. Knight's Forensic Pathology. 3rd ed. London: Edward Arnold Ltd.; 2004.
10. Shepherd R. Simpson's Forensic Medicine. 12th ed. (Shepherd R, ed.). New York: Arnold; 2003.
11. Shkrum MJ, Ramsay DA. Forensic Pathology of Trauma: Common Problem for the Pathologists. (Karch SB, ed.). Totowa, New Jersey: Humana Press; 2007.
12. Afandi D. Visum et repertum; edisi ke-2; Fakultas Kedokteran Universitas Riau; 2017

FK UNISBA

FK UNISBA